

Transforming Relationships & Decisions with Data

Melissa Tolle
Director, College Credit Plus

Bruce Clayton
Research Analyst

Do you know your data?

Enrollment?

**Over 30
hours?**

COST

Student demographics?

**School
level
data**

**What classes are
CCP students
taking?**

**Who are our high
school partners?**

Completion

**Success
Rate?**



CONSTRUCTING THE TOOL

College Credit Plus “Pre-College Reporting” Tool

- CCP: A new state program with new data demands
- External reporting requirements (state)
- Internal reporting requirements (institution)

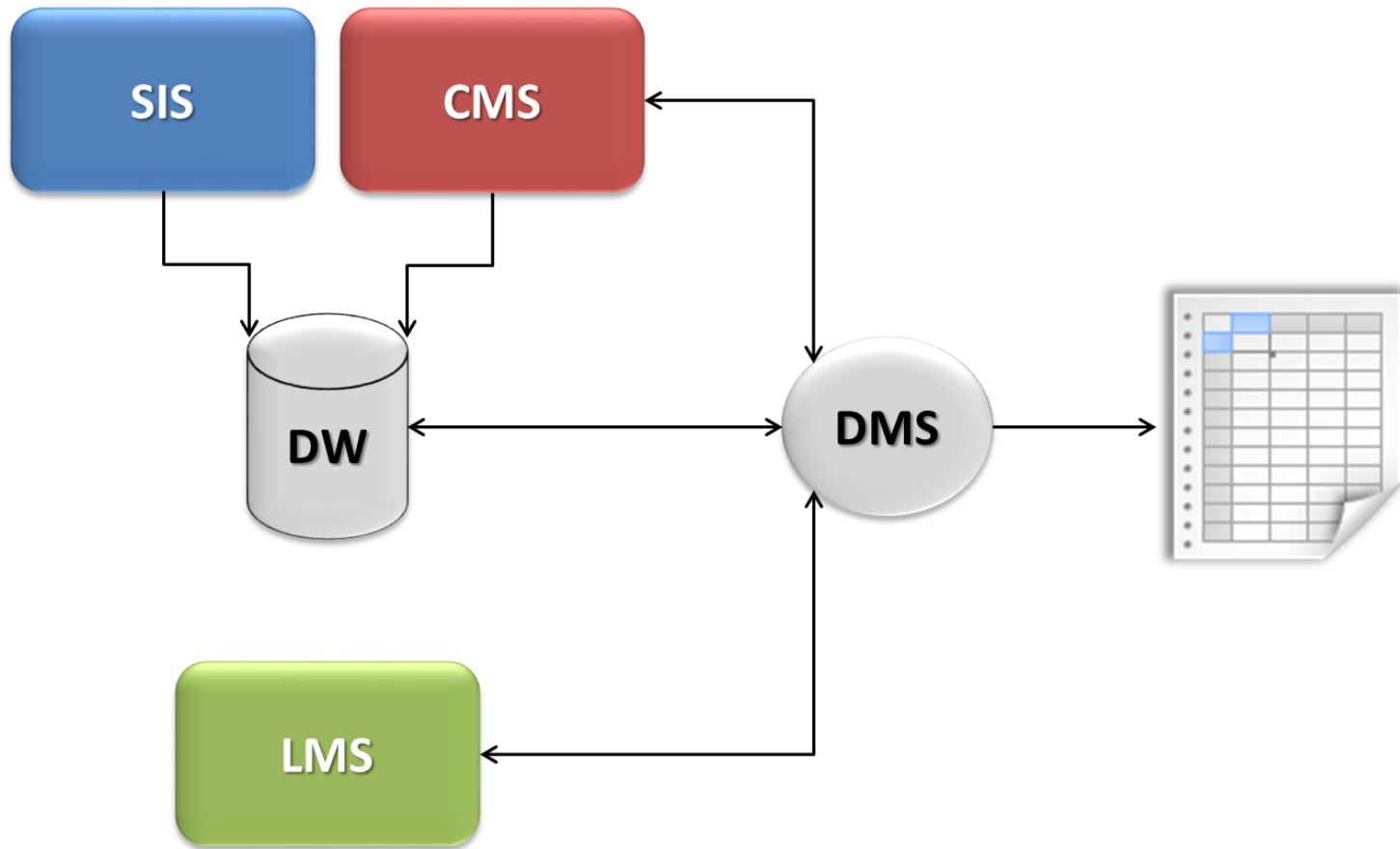
College Credit Plus “Pre-College Reporting” Tool

Head Count By Program

CVCC - Fall 2017

Program Type	Program Name	Program ID Code	Head Count
AAS Programs	ACCOUNTING	ACC.S.AAS	5
	ADDICTION SERVICES	MHTCD.S.AAS	3
	APPLIED PSYCHOLOGY	PSY.S.AAS	1
	ARCHITECTURAL TECHNOLOGY	ARC.S.AAS	1
	AUTOMATION & CONTROL TECHNOLOGY WITH ROBOTICS	AMCT.S.AAS	4
	AVIATION TECHNOLOGY/PROFESSIONAL PILOT & AIRWAY SCIENCE	APPAO.S.AAS	1
	BIOTECHNOLOGY	BTN.S.AAS	11
	BUSINESS INFORMATION SYSTEMS/PERSONAL COMPUTER APPLICATIONS	BIPCA.S.AAS	3
	BUSINESS MANAGEMENT	GBM.S.AAS	15
	BUSINESS MANAGEMENT - ENTREPRENEURSHIP	ENTR.S.AAS	8
	BUSINESS MANAGEMENT/SUPPLY CHAIN MANAGEMENT	SCM.S.AAS	1
	CLINICAL LABORATORY TECHNOLOGY	CLT.S.AAS	1
	COMPUTER INFORMATION SYSTEM/NETWORK ENGINEER	NEEN.S.AAS	16
	COMPUTER INFORMATION SYSTEM/SECURE SYSTEM ADMINISTRATION	NEMA.S.AAS	15
	COMPUTER INFORMATION SYSTEMS/MICROSOFT SECURITY SPECIALIST	MSSC.S.AAS	1
	COMPUTER INFORMATION SYSTEMS/SOFTWARE DEVELOPMENT	SODE.S.AAS	29
	COMPUTER INFORMATION SYSTEMS/USER SUPPORT	USSU.S.AAS	2
	COMPUTER INFORMATION SYSTEMS/WEB DEVELOPMENT	WEDE.S.AAS	3
	COMPUTER AIDED MANUFACTURING/CNC TECHNOLOGY	CAMCT.S.AAS	1
	CRIMINAL JUSTICE SCIENCE/CORRECTIONS	CJCO.S.AAS	1
	CRIMINAL JUSTICE SCIENCE/LAW ENFORCEMENT	CJLE.S.AAS	12
	CYBER INVESTIGATION TECHNOLOGY	CYIT.S.AAS	9
	DENTAL HYGIENE	DEH.S.AAS	30

College Credit Plus “Pre-College Reporting” Tool



College Credit Plus

“Dual Enrollment Reporting Tool”

- Final product: “one-stop shop” for all things related to CCP data
- Report consists of multiple sections, each containing data related to a specific concept or application
- Examples: Historical enrollment trends; current enrollment by year/term; enrollment by district/school; student demographics; course success; credential completion; conversion targets and realization...

College Credit Plus

“Dual Enrollment Reporting Tool”

The screenshot displays the 'Dual Enrollment Reporting Tool' interface. At the top, there are navigation tabs for 'Fiscal Year' and 'K-12 Year'. Below these are several filter sections:

- Introduction** (selected)
- Enrollment By Year**
- Enrollment By Term**
- Enrollment Detail**
- Top School Districts/Institutions**
- District Summary**
- Demographics**
- Student Detail**
- Course Completion**

Filter sections include:

- Select Institution County:** Institution County
- Select School District:** School District
- Select Institution:** Institution
- Select Division:** Division
- Select Course Subject:** Course Subject
- Select Course Name:** Course Name
- Select Restriction Status:** Restriction
- Select Course Modality:** Course Modality

Below the filters are seven program selection buttons: CCP, DECA, Dual Enrollment, Dunbar, PSEO, QuickStart, and S2S. Each has 'Yes' and 'No' options.

The main content area is split into two sections:

- Charts:** A stacked bar chart titled 'Success R...' and 'Grade Distri...'. The x-axis shows fiscal years from FY2004-05 to FY2017-18*. The y-axis shows percentages from 0% to 100%. The legend includes A, B, C, D, F, W, Z.
- Tables:** A table titled 'Success R...' and 'Grade Distri...' showing data for various fiscal years. The table has columns for Year, Frequency, Success (C Or Better), Success Rate (C Or Better), Success (D Or Better), and Success Rate.


OFFICE ACCOUNTABILITY

When to use the CCP Visual Analytics Tool?

- To monitor your school's enrollment & completion
- ANY TIME you are preparing for a school meeting:
 - Fast Facts annual
 - Know where they stand now compared to past – what is changing
 - Parent Night Prep
 - Success rate
 - Be proactive in reaching out to students
- Replying to school partner -- reports during an off-cycle, student status, course selections, etc.
- Data corrections: student has been billed, modality errors, SSID errors, etc.

Visual Aides

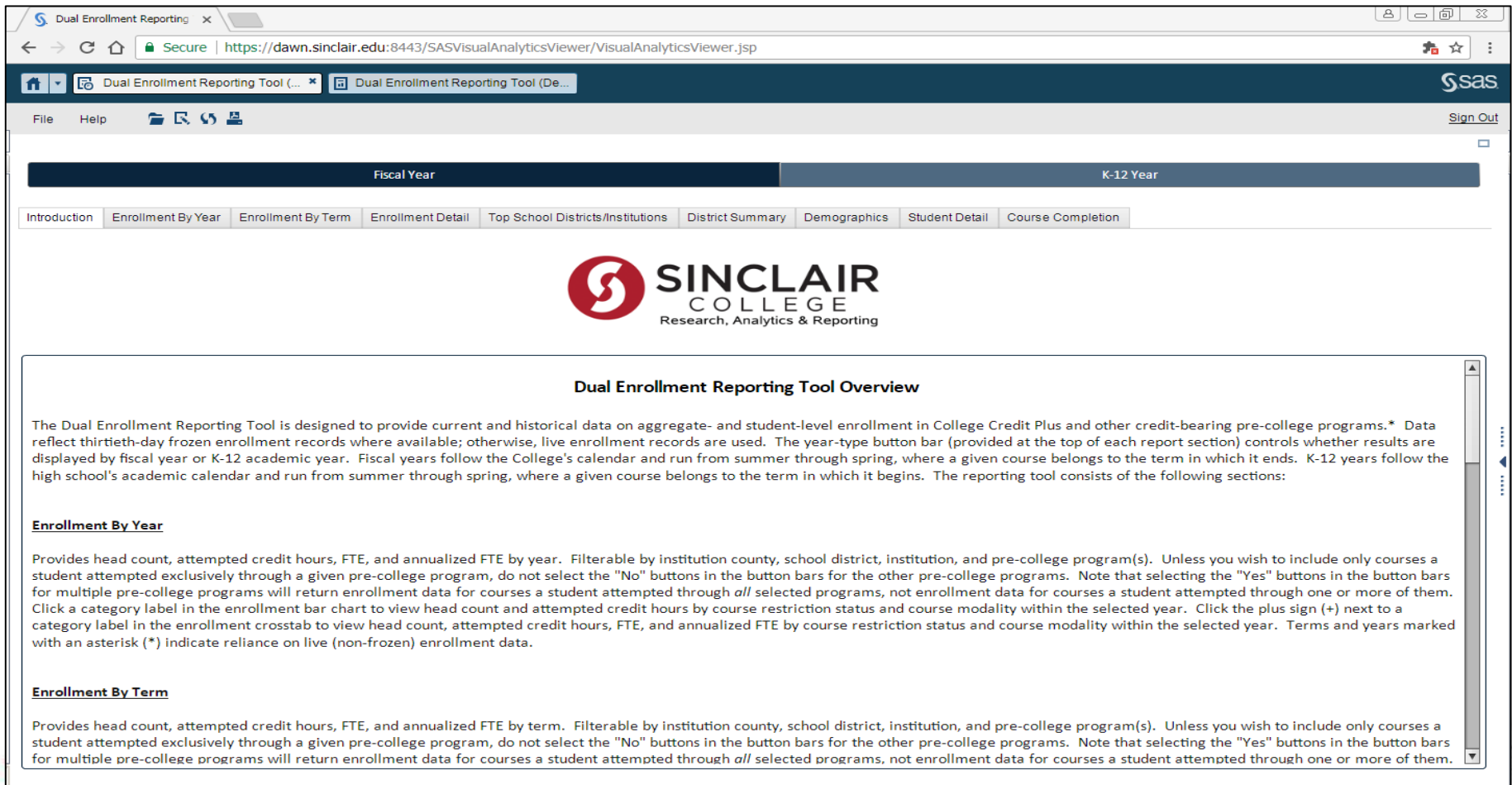
- Coordinator Foam-Core Dashboards
- Annually send high school Fast Facts
- Pop quizzes
- CCP Office Showdown Incentives



LIVE DEMO

Dual Enrollment Reporting Tool

CCP Questions and Demo



The screenshot displays a web browser window with the URL <https://dawn.sinclair.edu:8443/SASVisualAnalyticsViewer/VisualAnalyticsViewer.jsp>. The browser shows two tabs for the "Dual Enrollment Reporting Tool". The application interface includes a menu bar with "File" and "Help", and a "Sign Out" link. Below the menu is a navigation bar with tabs for "Fiscal Year" and "K-12 Year". A secondary navigation bar contains links for "Introduction", "Enrollment By Year", "Enrollment By Term", "Enrollment Detail", "Top School Districts/Institutions", "District Summary", "Demographics", "Student Detail", and "Course Completion". The main content area features the Sinclair College logo and the title "Dual Enrollment Reporting Tool Overview".

Dual Enrollment Reporting Tool Overview

The Dual Enrollment Reporting Tool is designed to provide current and historical data on aggregate- and student-level enrollment in College Credit Plus and other credit-bearing pre-college programs.* Data reflect thirtieth-day frozen enrollment records where available; otherwise, live enrollment records are used. The year-type button bar (provided at the top of each report section) controls whether results are displayed by fiscal year or K-12 academic year. Fiscal years follow the College's calendar and run from summer through spring, where a given course belongs to the term in which it ends. K-12 years follow the high school's academic calendar and run from summer through spring, where a given course belongs to the term in which it begins. The reporting tool consists of the following sections:

Enrollment By Year

Provides head count, attempted credit hours, FTE, and annualized FTE by year. Filterable by institution county, school district, institution, and pre-college program(s). Unless you wish to include only courses a student attempted exclusively through a given pre-college program, do not select the "No" buttons in the button bars for the other pre-college programs. Note that selecting the "Yes" buttons in the button bars for multiple pre-college programs will return enrollment data for courses a student attempted through *all* selected programs, not enrollment data for courses a student attempted through one or more of them. Click a category label in the enrollment bar chart to view head count and attempted credit hours by course restriction status and course modality within the selected year. Click the plus sign (+) next to a category label in the enrollment crosstab to view head count, attempted credit hours, FTE, and annualized FTE by course restriction status and course modality within the selected year. Terms and years marked with an asterisk (*) indicate reliance on live (non-frozen) enrollment data.

Enrollment By Term

Provides head count, attempted credit hours, FTE, and annualized FTE by term. Filterable by institution county, school district, institution, and pre-college program(s). Unless you wish to include only courses a student attempted exclusively through a given pre-college program, do not select the "No" buttons in the button bars for the other pre-college programs. Note that selecting the "Yes" buttons in the button bars for multiple pre-college programs will return enrollment data for courses a student attempted through *all* selected programs, not enrollment data for courses a student attempted through one or more of them.

How to Get Started

- Create a reporting “wish list”
- Make friends in your institution’s Institutional Research and Information Technology offices
- Bring all parties to the table
- Come prepared

QUESTIONS

