

DEM

STUDENTS

CTB

TOTAL CREDITS
ATTEMPTED

CTB

AVERAGE CREDITS
EARNED BY STUDENT

SCR

OF DEGREES
AND CERTIFICATES
AWARDED

DEMOGRAPHICS

GENDER

DEM
STUDENTS

DEM
STUDENTS

DEM
STUDENTS

RACE/ETHNICITY

- African American **DEM**
- Asian **DEM**
- Hawaiian Pacific Islander **DEM**
- Hispanic **DEM**
- Multi-Race **DEM**
- Native American **DEM**
- Non-Resident Alien **DEM**
- Not Disclosed **DEM**
- Unknown **DEM**
- White **DEM**

FIRST GENERATION



DEM

HIGH SCHOOL

ABOUT

Information about the High goes here.

OFFERINGS, PATHWAYS & DEGREES

Offerins, pathways and degree information goes here.

CONCURRENT ENROLLMENT GROWTH PLAN

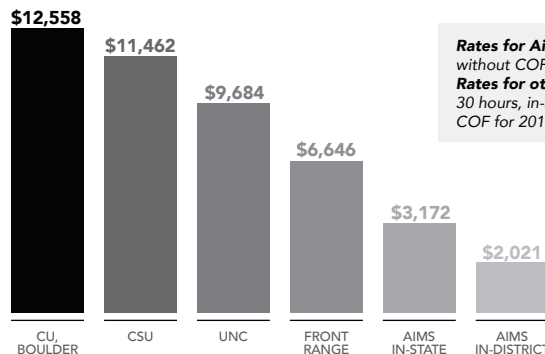
Concurrent enrollment growth plan info goes here.

COURSE-TAKING BEHAVIOR

	OFF-CAMPUS (HIGH SCHOOL)	ON CAMPUS	ONLINE	REMOTE
# OF COURSES TAKEN BY HS STUDENT	CTB	CTB	CTB	CTB
# OF CREDITS TAKEN BY HS STUDENT	CTB	CTB	CTB	CTB
SUCCESS RATE	CTB	CTB	CTB	CTB
COMPLETION RATE	CTB	CTB	CTB	CTB

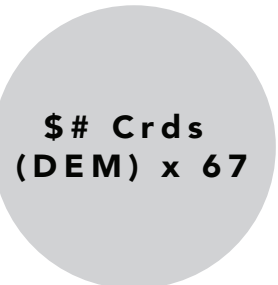
TUITION \$\$\$ SAVED

TUITION COST BY SCHOOL



*Rates for Aims: 30 hours without COF for 2017-18
Rates for other schools: 30 hours, in-state without COF for 2017-18*

(COLLGE NAME HERE) IN-DISTRICT TUITION SAVED



DEFINITIONS

Success Rate: Fulfillment of a course of study by completing the course with a passing grade (A, B, C, S).

Completion Rate: Fulfillment of a course of study by completing the course with any grade.

Online Course: Distance learning course taught online with primary asynchronous instruction.

Remote Course: Distance learning course taught primarily online in which instruction is synchronous with asynchronous elements.

Grade Breakdown: Percentage of each grade earned by students by course modality. Note that grades may not add to 100% because of incomplete or withdrawal grades.

Matriculation Rate: Percentage of concurrent enrollment students who have gone on to attend Aims as college-level students. Broken down by concurrent enrollment course location. This data is based on the graduating class of 2019-2020.

Aims In-District Tuition Saved: Based on in-district per credit tuition rate of \$67 and does not include differential tuition, fees, etc.

TOTAL NACEP CONCURRENT ENROLLMENT DATA

Total number of Concurrent Enrollment Students

2826

Total number of credits earned

25,247

Average Course Success Rate



88.5%

Average Completion Rate

98.2%

Total NACEP Tuition Saved

\$1.6 million

MATRICULATION RATE	GRADE BREAKDOWN					
	A	B	C	D	F	
<div style="text-align: center;">  <p>CTB2 (19-20)</p> <p>Students who took Concurrent Enrollment Courses AT HS LOCATION</p> </div>						
<div style="text-align: center;">  <p>CTB2 (19-20)</p> <p>Students who took Concurrent Enrollment Courses AT AIMS</p> </div>						
	AIMS OFF-CAMPUS (HIGH SCHOOL)	CTB2	CTB2	CTB2	CTB2	CTB2
	ON AIMS CAMPUS	CTB2	CTB2	CTB2	CTB2	CTB2
	ONLINE	CTB2	CTB2	CTB2	CTB2	CTB2
	REMOTE	CTB2	CTB2	CTB2	CTB2	CTB2

SCHOOL-SPECIFIC COURSE OFFERINGS

COURSES OFFERED AT HS

- An Amazing Course
- Another Amazing Course
- Awesome Classipsum

CREDENTIALLED INSTRUCTORS

Credentialed instructor info goes here